

# ***SLIPGrip<sup>®</sup>***

Conformable Anti Slip Tape



DESIGN

SUPPLY

FABRICATE

INSTALL



These tapes are made from aluminium oxide grit, which makes them long-lasting and anti-slip. The tapes 'conform' to the shape of the surface you attach it to, so there is no chance of tripping over it. It looks smart too. Use for highlighting hazards and dangers or to indicate a course of action, such as where an escape route is. Available in two colours, black and yellow. Use internally or externally (if you are using them outside you'll need our SlipGrip® Anti Slip Tape Primer too).

## CHARACTERISTICS

- Unique design - our conformable tape conforms to the shape of the surface you're applying it to
- Easy and quick to install - simply cut and stick down
- Long lasting due to a strong resin bonded aluminium oxide anti slip grit
- Water resistant and pressure sensitive
- Disability Discrimination Act (DDA) and 2004 Building Regulations approved

## SUITABLE APPLICATIONS

- ✓ Uneven walkways
- ✓ Ramps
- ✓ Checker plate stairs

## SUITABLE SUBSTRATES

- ✓ Wood
- ✓ Concrete
- ✓ Stone
- ✓ Metal

## COLOURS



Yellow



Black

## HANDLING & STORAGE

Keep the product warm and dry before using.






These instructions are to be used as a guide. Always employ safe practices. It is recommended to first test the suitability of any product on a small area before carrying out a full application.

## PREPARATION

- ✓ Ensure the surface is clean, dry, and free from wax, oil, food residue or any other substance likely to affect the application of the tape. Grease and oil should be removed with our SlipGrip Standard Degreaser.
- ✓ For best results, use our SlipGrip Anti Slip Tape Primer for extra adhesion.
- ✓ Avoid application at temperatures below 10°C.

## APPLICATION

|  |  |
|--|--|
| 1.    | If you are using on steps and nosings leave a gap of about 10mm from the step edge to avoid the tape getting scuffed and thus reducing its life and efficiency.  |
| 2.    | Peel off the backing strip to a length of approximately 50mm, which gives you more control than if you peel off too much. Then, firm the product into place with a hand or foot, you may want to use a rubber mallet or similar to ensure the tapes conform to the surface and take on its shape.  |
| 3.  | <ul style="list-style-type: none"> <li>• Do take care not to stretch the tape &amp; only use at temperatures about 10°C.</li> <li>• If you find you've made a mistake, don't worry as the products can be peeled off easily immediately after fitting, but do this straight away.</li> <li>• If you are fitting on surfaces that could get wet, or are likely to experience heavy traffic, the new recommend you use our Anti Slip Tape Edge Sealer</li> <li>• Although these products can be walked on immediately, full adhesion takes 24 hours, so be gentle with them during this period &amp; avoid heavy use.</li> </ul> |

| Anti Slip Tape Primer   | Anti Slip Tape Sealer  |
|---|--|
| <p>This is ideal for <b>porous</b> or <b>dusty</b> surfaces.</p> <p>Simply stir and brush on. Coverage is 2-3m<sup>2</sup> per 500ml. The appearance when applied is milky, but it dries (in about one hour at 10-15°C) clear. Make sure you only apply the primer to areas that the products will cover, otherwise dust could settle on exposed primer. After application, brushes can be washed out in water.</p> | <p>If you are using the products where <b>moisture</b> could penetrate the tape edge, or in very <b>heavily-trafficked areas</b>, then we recommend you apply our Anti Slip Tape Sealer.</p> <p>All you need to do is squeeze the sealer from the tube around the tape edge. This will give extra protection and increase the tape's life.</p> |



**Southern Office:**  
Unit 2, Civic Industrial Estate,  
Homefield Road Central,  
Haverhill,  
Suffolk,  
CB9 8QP



**Northern Office:**  
Kingston House,  
3 Walton Road,  
Pattinson North,  
Washington,  
Tyne & Wear,  
NE38 8QA



**[www.fibregrid.com](http://www.fibregrid.com)**



**Email: [sales@fibregrid.com](mailto:sales@fibregrid.com)**



**Phone: 01440 712722**



001